





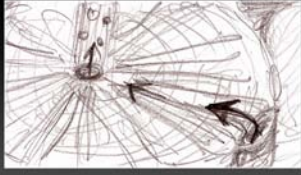
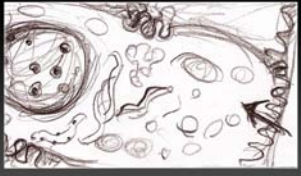

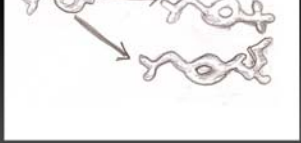


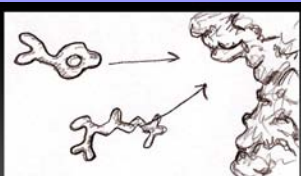
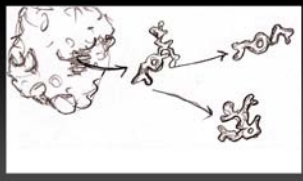
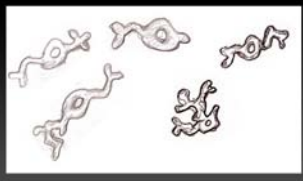
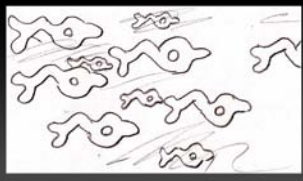

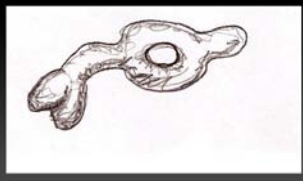



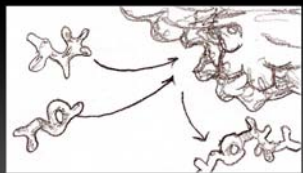




		Script Version: UICJAK_Script_v13.doc		864x486 30fps					
Status	SHOT	BOARD	SCRIPT	ANIMATION NOTES				POST PRODUCTION	
				Shot Description	Camera	Models / Env.	Frame Count	Notes	Text On-Screen
				Add 30 frs head and tail					
Need to set up in AE	5	Acetaminophen Metabolism and Hepatotoxicity		Title - Black Bg		N/A			
		CUT							
need to finish shaders	10		Acetaminophen (APAP) is a widely used medication with analgesic and antipyretic properties.	Camera Animation: Slow push-in. Slight dolly. Character Animation: N/A	WS	APAP Bottle, APAP Tablets	540		
			The FDA recommends a maximum dose of 4 grams of APAP per day. Consuming more APAP than recommended can potentially cause severe liver damage.	Camera Animation: Faster push-in at end. Slight dolly. Character Animation: N/A	MS	APAP Tablets			
		DISSOLVE							
Needs tablet animation and textures	15		When APAP is taken orally...	Camera Animation: Slight move dolly. Characters: Tablet moves downwards.	WS	Stomach, Tablet	455		
Need to finish setting up villi scene	15b		...it absorbs rapidly in the upper GI tract.	Camera Animation: Slight move dolly. Character Animation: Villi slightly sway.	CU insert	Stomach ,villi			
			APAP enters the bloodstream and is carried to sites of action.	Camera Animation: Slight move dolly. Character Animation: Villi slightly sway. RBC flow though vessel. Very blobby APAP pass though surface of villi/vessel and moves with RBCs.	CU insert	Stomach, villi, Blobby APAP			
Need to set up scene	15c		The liver metabolizes APAP and produces metabolites required for function.	Camera Animation: Slight dolly, slow push-in. Character Animation: N/A	WS	Liver			

Status	SHOT	BOARD	SCRIPT	ANIMATION NOTES				POST PRODUCTION	
				Shot Description	Camera	Models / Env.	Frame Count	Notes	Text On-Screen
Need to finish in mudbox and add RBCs	20		Many metabolic pathways occur in the liver to rid excess substances from the body.	<p><u>Camera Animation:</u> Slow push-in.</p> <p><u>Character Animation:</u> RBCs moving along arrow path.</p>	MS	Liver Lobule, RBC, Blobby APAP	151		
Cut									
Need to finish modeling	25		APAP is metabolized in the hepatocyte's smooth endoplasmic reticulum.	<p><u>Camera Animation:</u> Slow push-in.</p> <p><u>Character Animation:</u> RBC flowing by end of hepatocyte. Cell components are drifting around in the cell. Nucleus is slightly rotating.</p>	MS	Hepatocyte, RBC, Blobby APAP	152		
CUT									
Needs shader	30		The majority of APAP...	<p><u>Camera Animation:</u> N/A</p> <p><u>Character Animation:</u> Rotation</p>	Extreme CU	APAP	235		
			...is conjugated by enzymes into inert sulfate and glucuronide metabolites.	<p><u>Camera Animation:</u> Slight Pan</p> <p><u>Character Animation:</u> Slight rotation</p>	MS	APAP, APAP Sulfate, APAP Glucuronide			
CUT									
	35		An enzyme, cytochrome P450, converts the remaining APAP...	<p><u>Camera Animation:</u> Hold then slight pan.</p> <p><u>Character Animation:</u> APAP enters enzyme and...</p>	MS	APAP, Cytochrome P450	208		
			...to NAPQI.	<p><u>Camera Animation:</u> Slight Pan</p> <p><u>Character Animation:</u> ...NAPQI exits enzyme</p>	MS	NAPQI, Cytochrome P450			
FAST ZOOM OUT									
	40		NAPQI can be combined with GSH...	<p><u>Camera Animation:</u> Slight Pan and dolly out</p> <p><u>Character Animation:</u> NAPQI and GSH enter enzyme and...</p>	CU	NAPQI, GSH, Enzyme	360		

Status	SHOT	BOARD	SCRIPT	ANIMATION NOTES				POST PRODUCTION	
				Shot Description	Camera	Models / Env.	Frame Count	Notes	Text On-Screen
			...to create an intermediate glutathione metabolite. Further conjugation results in mercapturate and cysteine forms.	<a href="#">Camera Animation:</a> Continued slight pan. <a href="#">Character Animation:</a> ...metabolite exits and splits into 2 other metabolites.	MS	Enzyme, Glutathione metabolite, APAP Mercapturate, APAP Cysteine			
		CUT							
	45		Inert metabolic end products are harmlessly eliminated in the urine.	<a href="#">Camera Animation:</a> Dolly back slightly. <a href="#">Character Animation:</a> Characters pull away from center	MS	APAP, APAP Mercapturate, APAP Cysteine, APAP Sulfate, APAP Glucuronide	152		
	50		The situation changes if an excessive amount of APAP enters the system. An overdose of 7-10 grams of APAP in one day...	<a href="#">Camera Animation:</a> Slight Pan <a href="#">Character Animation:</a> Rotation in the Y.	MS	APAP	276		
	55		...quickly exhausts the GSH available for NAPQI deactivation.	<a href="#">Camera Animation:</a> N/A <a href="#">Character Animation:</a> Rotation	MS	GSH	122		
	60		NAPQI is toxic to cellular proteins and nucleic acids.	<a href="#">Camera Animation:</a> N/A <a href="#">Character Animation:</a> Rotation	Extreme CU	NAPQI	151		
	65		Damage to intracellular structures causes irreversible harm to the hepatocyte.	<a href="#">Camera Animation:</a> Hold <a href="#">Character Animation:</a> Slight rotation	CU	Hepatocyte	154		

Script Version: UICJAK_Script_v13.doc		864x486 30fps		ANIMATION NOTES				POST PRODUCTION	
Status	SHOT	BOARD	SCRIPT	Shot Description	Camera	Models / Env.	Frame Count	Notes	Text On-Screen
	70		Spreading hepatocyte destruction can lead to hepatic failure and patient death.	<a href="#">Camera Animation:</a> Slight pan and rotation  <a href="#">Character Animation:</a> N/A	MS	Liver Lobule	180		
	75		There are ways to avoid such consequences. N-acetylcysteine, called NAC is the antidote for APAP overdose.	<a href="#">Camera Animation:</a> Slight pan  <a href="#">Character Animation:</a> Rotation.	MS	NAC, GSH, APAP, NAPQI	429		
	75B		If NAC is given in time, it converts to GSH for deactivation of excess NAPQI before hepatotoxicity can occur.	<a href="#">Camera Animation:</a> Slight rotation  <a href="#">Character Animation:</a> First two metabolites enter enzyme together. Only one exits	CU	GSH, NAPQI, APAP GSH, Enzyme			
	85		Increasing general awareness of appropriate APAP usage could help prevent overdoses from occurring.	<a href="#">Camera Animation:</a> Same as shot 10  <a href="#">Character Animation:</a> N/A	MS	APAP Bottle, APAP Tablets	217		
Need to set up in AE	90			<a href="#">Camera Animation:</a>  <a href="#">Character Animation:</a>		N/A			